

VENDOR LIST

In the interest of faster and more efficient service, Cape Dory has developed a list of the more important equipment and manufacturers. We produced this list so that the Cape Dory owner will be able to go directly to the original vendor for replacement parts, but, we still want you to feel free to call us here at the factory for any additional information.

Item Description	Mfg. Part #	Vendor
BLOCKS	Various	Schaefer Marine
BOTTOM PAINT:		
Antifouling Brown	1522	Pettit Paint Co.
Boot Top Dado Dk. Brn.	Int. 246	International Paint
Antifouling Blue	1222	Pettit Paint Co.
Boot Top Endeavour Blue	Int. 16	International Paint
ELECTRICAL:		
Battery-12 Volts-85 AMP	XJ-2SM-85	Surette
Dome Light(Bulb-12V15CP)	10-1252	Bass Products
Single Swivel (Bulb-GE1142)	10-2162	Bass Products
Panel	-----	Lorco Marine
Bow Light	33512-302	Ahlemann & Schlatter
Stern Light	33509-002	"
Mast Light(GE212 & 12V6W) Replace. Bulb	-----	Spartan Marine
C-32 Westerbeke 21A		
Fuel Filter Element	30200	Hansen Marine Engineering
Oil Filter	30220	
Alternator Belt	30592	
Thermostat	24688	
Impeller	11764	
Zinc	11885	
PORTS AND HATCHES:		
Medium Tan Hatch	139-Med.Tan	Bomar, Inc.
Small Tan Hatch	139-Sm.Tan	Bomar, Inc.
Bz. Oval Port(opening)	P560	Spartan Marine
Bz. Oval Port(fixed)	P610	Spartan Marine
Bz. 5" Round Port	P608	Spartan Marine
Ex. Small Nibo Hatch	N2000-103	Bomar, Inc.
Small Nibo Hatch	N2029-103	Bomar, Inc.
Medium Nibo Hatch	N2039-103	Bomar, Inc.
MARINE HEAD:		
C-26D, 28, 30, 32, 330, 300MS	HE-HTP	Gross Mechanical Lab
HOT WATER HEATER:		
Heating Element	R6E	Raritan
Safety Valve	WH1A	Raritan
Heat Exchanger	WH3	Raritan
Thermostat	HE	Raritan
	WH2	Raritan

1987 CAPE DORY 30 MK II OPTION PRICE LIST

Base price (F.O.B. EAST TAUNTON, MASSACHUSETTS.)	\$64,995.00
Shipping/Storage Cradle	495.00
/ Mainsail Cover (specify color)	165.00
Staysail Cover (specify color) (for Cutter Rig Option ONLY)	150.00
T-Shaped Cockpit Cushions (specify color)	375.00
Interior Fabric Selection (Oyster, Wedgewood or Scotsdale)	STD.
/ Curtains	295.00
/ Screens for Ports (set of 4)	35.00
Cutter Rig Option	1,995.00
/ Genoa Blocks (09-91) & Sheets (1/2" x 45') (for Sloop ONLY)	200.00
/ Lewmar 40B ST Genoa Winches (40B STD)	400.00
/ Spinnaker Track on Spar	50.00
/ Brass 1/2 Oval Rub Strake	325.00
o Teak Coaming Caps	195.00
/ Double Bow Rail	110.00
o Double Stern Rail	110.00
/ Split Double Stern Rail	175.00
/ Double Lifelines	200.00
/ 2nd Boarding Gate	175.00
Stern Swim Ladder (single fold)	225.00
/ Stern Swim Ladder (bi-fold) (requires split double stern rail)	350.00
/ Pedestal Brake	150.00
/ Pedestal Guard	150.00
/ Pedestal Compass (Ritchie SP-5)	395.00
/ Overboard Discharge Pump for Holding Tank	450.00
/ Y-Valve Direct Discharge for Head	<u>350.00</u>
LPG 2 Burner Stove w/Oven	985.00
/ CNG 2 Burner Stove w/Oven (Origo 2 burn, non-pressur. alc. stove w/ov. STD)	925.00
/ 110 Volt Shore Power w/50' Cord	495.00
Ash Ceiling in Quarter Berth	325.00

PRICES AND SPECIFICATIONS ARE SUBJECT TO CHANGE WITHOUT NOTICE. ALL PURCHASE AGREEMENTS ARE SUBJECT TO AVAILABILITY. ALL CAPE DORY YACHTS ARE COVERED BY A LIMITED ONE YEAR WARRANTY. PLEASE CONTACT YOUR LOCAL CAPE DORY DEALER FOR FURTHER DETAILS.



CAPE DORY 30 MK II

STANDARD EQUIPMENT

Hull:

Hand layed up hull
Hull molded in one piece
Epoxy primer/sealer on bottom
Anti-fouling bottom paint
Full keel with attached rudder
Propeller in protected aperture
Painted boot top
Cove stripe
Teak toe rails
Teak rub strakes
Teak taff rail
Internal molded ballast
Solid 1 1/4" stainless steel rudder post

Bronze rudder shoe
U.L. listed bronze seacocks
Seacock handles

Deck:

Balsa cored fiberglass deck
Internal deck liner
Molded in tan non-skid
Uni-directional laminant in highly stressed areas

Teak coamings boards
"T"-shaped offshore cockpit
Sail locker to port
Lazarette aft
Gasketed gas locker
All lockers with scuppered teak coaming boxes
Offshore companionway seahood

Laminated teak bowsprit w/bronze roller
Teak eyebrow molding
Teak grab rails
Teak companionway framing
Teak drop boards
Teak cockpit scupper grates

Deck Hardware and Fittings:

Pedestal wheel steering
Pedestal mounted engine controls
Bronze 8" bow cleats (P&S)
Bronze locking bow chocks (P&S)
Bronze 8" stern cleats (P&S)
Bronze 5" stern chocks (P&S)
Bronze midship spring cleats/chocks (P&S)
Bronze 7" Genoa sheet cleats

Deck Hardware and Fittings (cont.):

2 spd. Lewmar 40 Genoa winches
5' Genoa tracks
10" lock-in and 10" regular winch handles
House top mounted main sheet traveler
2 spd. Lewmar 16 main sheet winch
10' jib sheet tracks
Aluminum lexan deck hatches (2)
Bronze opening ports (4)
Teak dorade ventilator w/Lexan top
Bowsprit anchor rollers (2)
Bronze anchor rode deck pipe
Welded SS rail bow pulpit
Welded SS stern rail
Bronze base/SS stanchions
Life line gate to starboard
Spars, Rigging and Sails:
Anodized aluminum spars
Deck stepped mast
Single spreader rig
Double lower shrouds
Rod bobstay with turnbuckle
Main halyard winch
Genoa halyard winch
Jiffy reefing on main boom (2 sets)

Jiffy reefing winch
Pre stretched all rope halyards
Adjustable outhauls
Adjustable topping lifts
All sheets & blocks
Masthead spinnaker bail
Boom vang bails
Diesel Auxillary:
3 cylinder diesel
Fresh water cooling
2:1 reduction gear
20 gal. fuel tank w/gauge
Dual fuel filtration w/water separator
F/G waterlock muffler
Full engine panel
Wire reinforced multi-ply exhaust hose

Diesel Auxillary (cont.):

2 bladed propeller
Pedestal mounted engine controls
Full ventilation
Soundproofed engine room
Remote surge/water fill tank
Electrical:
12 volt DC distribution panel
Circuit breakers for 12 volt panel
Dual 85 Amp Surrette batteries
Switched battery voltmeter
3 way battery selector switch
Full navigation lighting
Foredeck and steaming lights on spar

Brass dome & swivel lights below
Lightning grounded spars & rigging
Bonded underwater hardware
Zinc anode on prop shaft

Tanks and Plumbing:

2 water tanks (70 gal. total)
Bronze deck fills
Pressurized hot & cold water system
Hot water tank w/engine heat exchanger

Manual backup water pump in galley

Shower head
Shower sump pump
Manual diaphragm bilge pump with removeable handle
Double galley sink
Oval SS sink in head
Seacock drains on sinks
Teak grates on cockpit sole sumps

Marine head
F/G holding tank in bilge
Bronze deck pump out fitting
Spa:e parts kit for head

Interior:

Interior wood teak and select hardwoods
Berths for 6
Teak and holly sole
V berth filler with cushion
Bifold door in V berth
Bureau in forward cabin w/ drawers

Interior (cont.):

Opening hatch in forward cabin
Spacious head w/vanity and separate shower stall
Teak shower grate
Storage locker in head
4 berth main cabin (1 single, 1 double, 1 quarter)
Bulkhead mounted dining table
Ample storage
Navigation station
"U" shaped galley
Deep double sink
Large ice box
Gimballed 2 burner stove with oven (non pressurized alcohol)

Ample galley storage
HiPressure laminant counter tops
Bronze opening ports (4)
4 large fixed ports
Main cabin opening skylight
Port curtain track

Safety Gear:

Diesel power
Grounded, vented fuel tank
Engine drip pan
Protected propeller in aperture
Lightning ground protection
Bonded underwater hardware
Circuit breakers on all electrical circuits

Full USCG approved navigation lights

Foredeck light
Emergency tiller
Lifeline and rails
Teak toe rails
Teak grab rails on house
Molded in non skid on deck
Offshore cockpit w/bridge deck
Large cockpit scuppers
High cockpit coamings
Offshore seahood on sliding hatch

Coach roof mounted traveler
Cockpit mounted emergency diaphragm pump
All U.L. listed bronze seacocks
Jiffy ("Slab") reefing
Internal molded lead ballast
One piece hull construction
Fully flanged thrubolted hull to deck joint

PRICES AND SPECIFICATIONS ARE SUBJECT TO CHANGE WITHOUT NOTICE. ALL PURCHASE AGREEMENTS ARE SUBJECT TO AVAILABILITY. ALL CAPE DORY YACHTS ARE COVERED BY A LIMITED ONE YEAR WARRANTY. PLEASE CONTACT YOUR LOCAL CAPE DORY DEALER FOR FURTHER DETAILS.

CAPE DORY

a standard of value

Cape Dory Yachts, Inc., 160 Middleboro Ave., East Taunton, MA 02718 Telephone: (617) 823-6776

CAPE DORY

... a standard of value

CAPE DORY 30MKII #1
OPTIONAL SPECIFICATIONS
DECEMBER 1, 1986

CAPE DORY 30MKII BASE BOAT (Hull #1,1987)	62,995.00
Curtain Tracks	150.00
Custom Port Curtains	295.00
Genoa Blocks & Sheets	200.00
Lewmar 40St Genoa Winches	400.00
Masthead Spinnaker Bail	54.00
Boom Vang Bails	95.00
Boom Vang Gear	250.00
Brass 1/2 Oval Rubstrake	325.00
Double Bow Rail	110.00
Split Double Stern Rail	175.00
Double Lifelines	200.00
2nd Boarding Gate	175.00
Bi-Fold Swim Ladder	350.00
Teak Rimmed Destroyer Wheel	400.00
Pedestal Brake	150.00
Pedestal Guard	150.00
Pedestal Compass	395.00
Overboard Discharge Pump for Holding Tank	450.00
CNG 2 Burner Stove/Oven	925.00
110V Shore Power w/Cord	495.00
Datamarine Depthsounder in Pedestal Pod	1,200.00
Datamarine Knotmeter in Pedestal Pod	

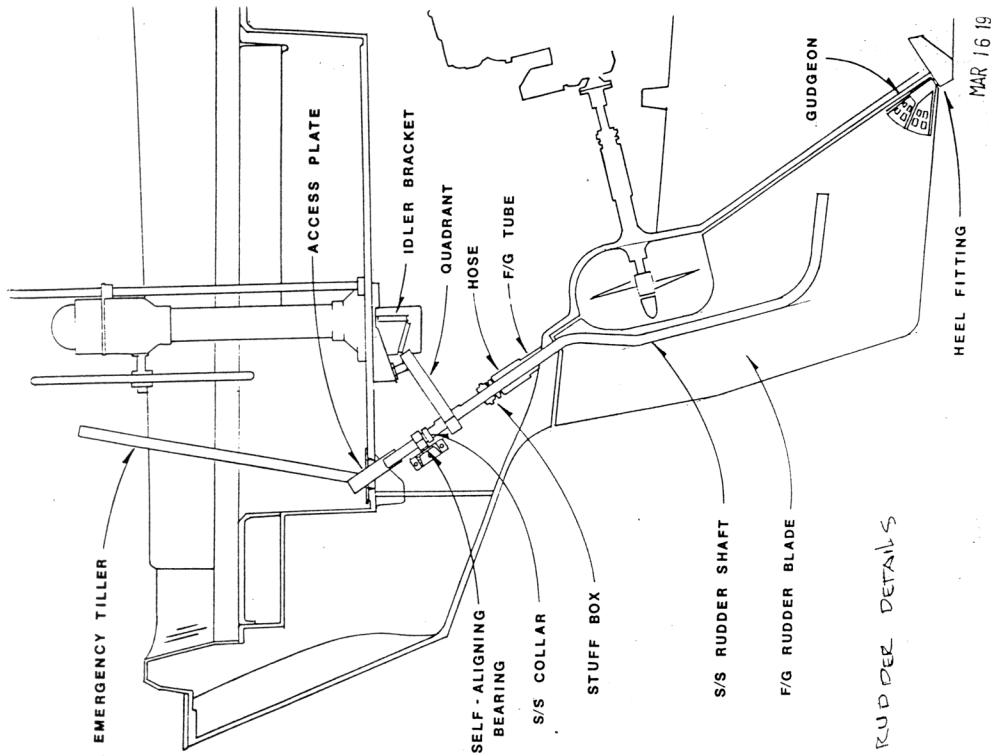
+ Woodwork 7K
+ Lead 1K
+ Radio Stereo 1K
69,939.
+ A/C 3,500.
+ REF. 1,800
75,239.-

American built sailboats, motorsailers and power yachts of exceptional quality . . . Since 1963

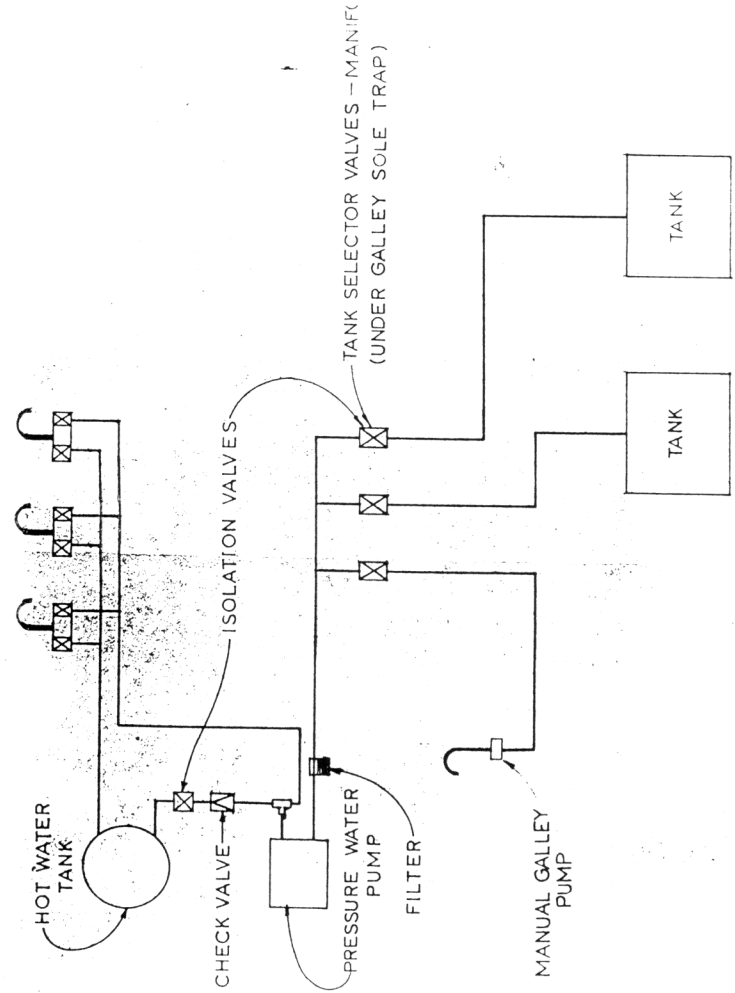
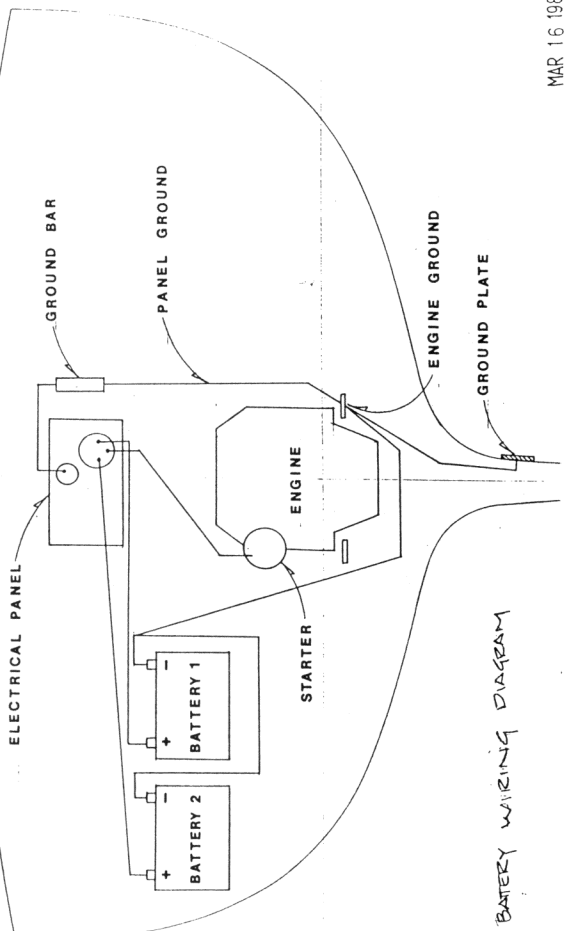
TECHNICAL INFORMATION

BOAT	C30MKII	C-32	C-330
LOD	30' 6"		
LWL	24' 2"		
BEAM	10' 6"		
DRAFT	4' 6"		
DISPLACEMENT	10,500 lbs		
BALLAST	4,200 lbs		
SAIL AREA (100% Fore Triangle)	490 sq. ft.		
I	40' 6"		
P	35' 1"		
J	13' 7"		
E	12' 3"		
MAIN LUFF			
MAIN FOOT			
TACK CUT UP			
TACK CUT BACK			
CLEW CUT UP			
MAST HEIGHT ABOVE DWL	45' 0"		

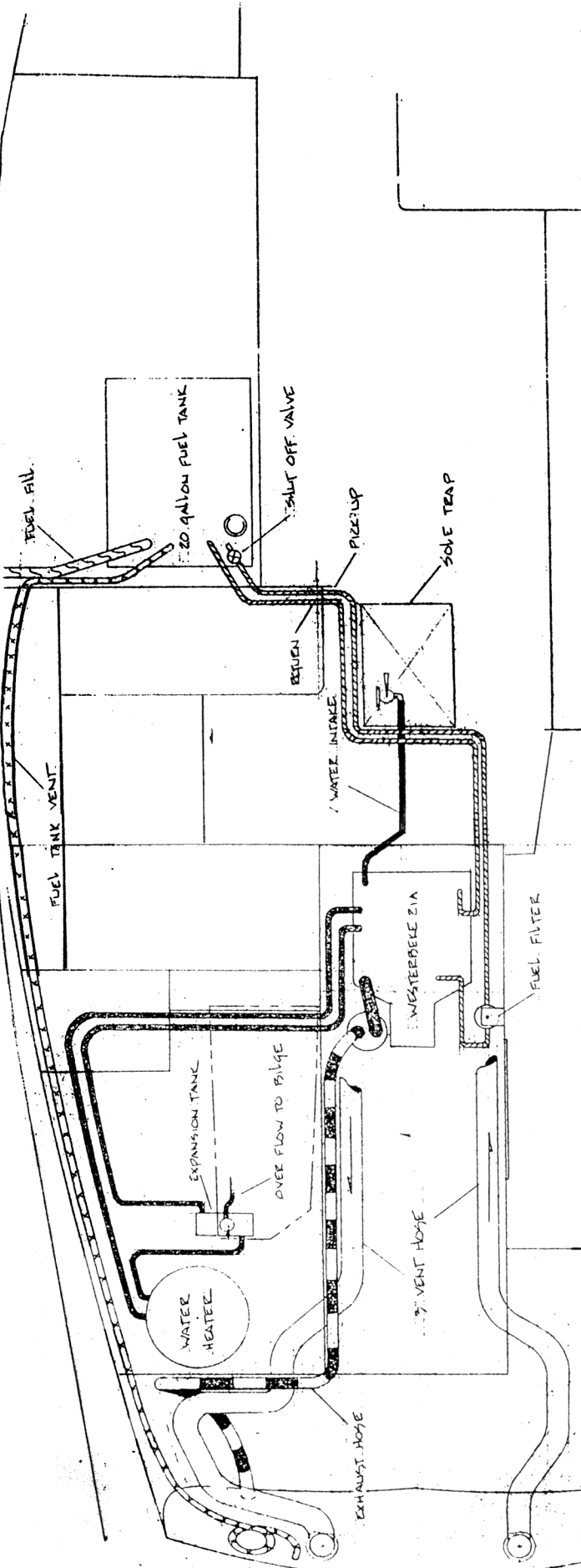
MAIN AREA	-	214.8
HEAD SAIL AREA	-	275.0
		<hr/>
		489.8

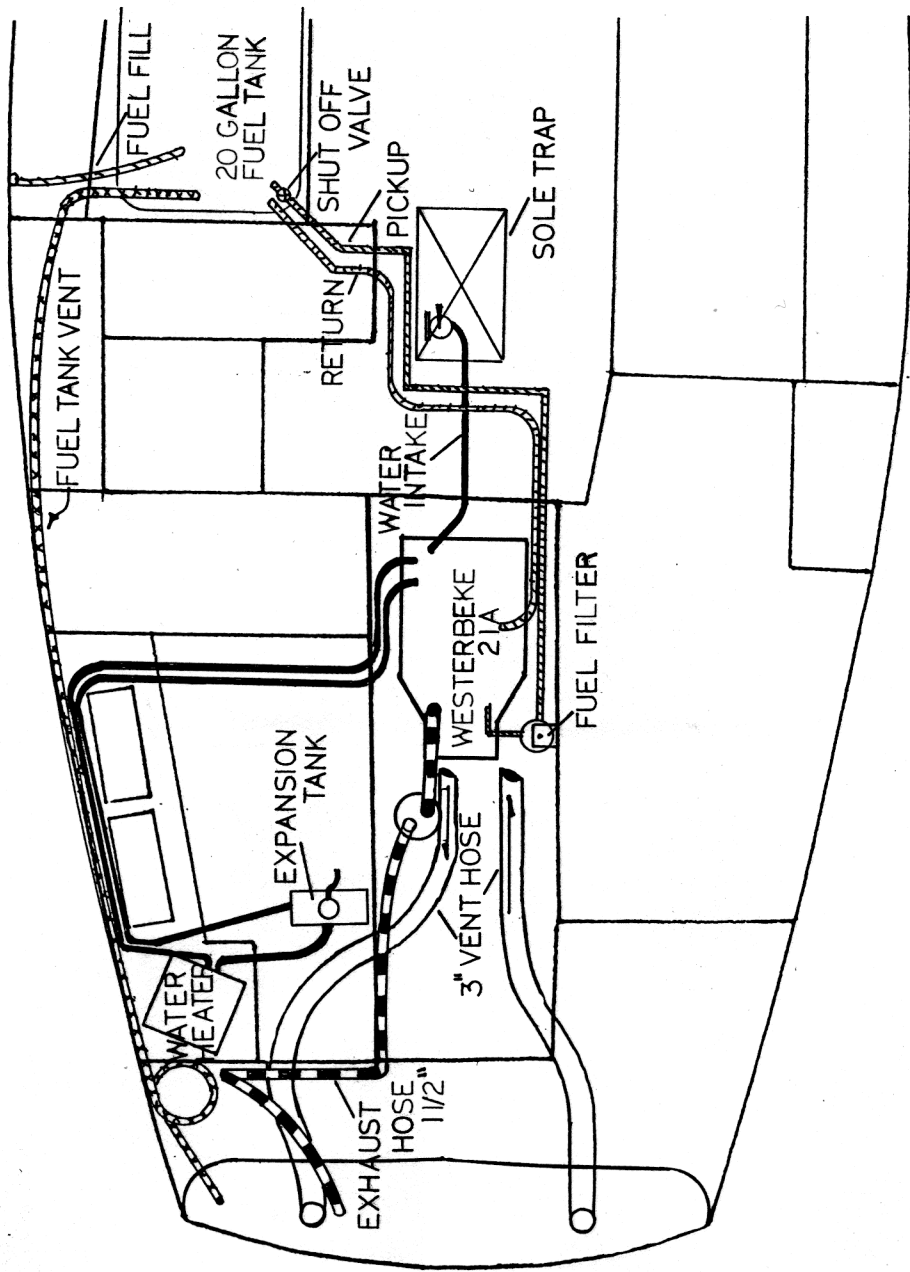


SAIL	LUFF	LEACH	FOOT	AREA	WEIGHT	NOTES
A. MAINSAIL	95'-14"	36'-10"	12'-3"	275 FE ²	65.02	2 ROWS REEFS, 1/2-3/4"
B. 150% #1 GENOA	40'-0"	38'-9"	21'-8"	412 FE ²	9.02	4' TACK PENNANT
C. 135% #2 GENOA	40'-0"	38'-4"	19'-0"	371 FE ²	6.52	4' TACK PENNANT
D. 90% JIB	40'-0"	36'-8"	13'-6"	247 FE ²	7.02	4' TACK PENNANT
E. WORKING JIB	34'-0"	29'-0"	12'-4"	174 FE ²	7.02	4' TACK PENNANT



CAPE DORY 30 MARK II
ENGINE FUEL & COOLANT SYSTEM

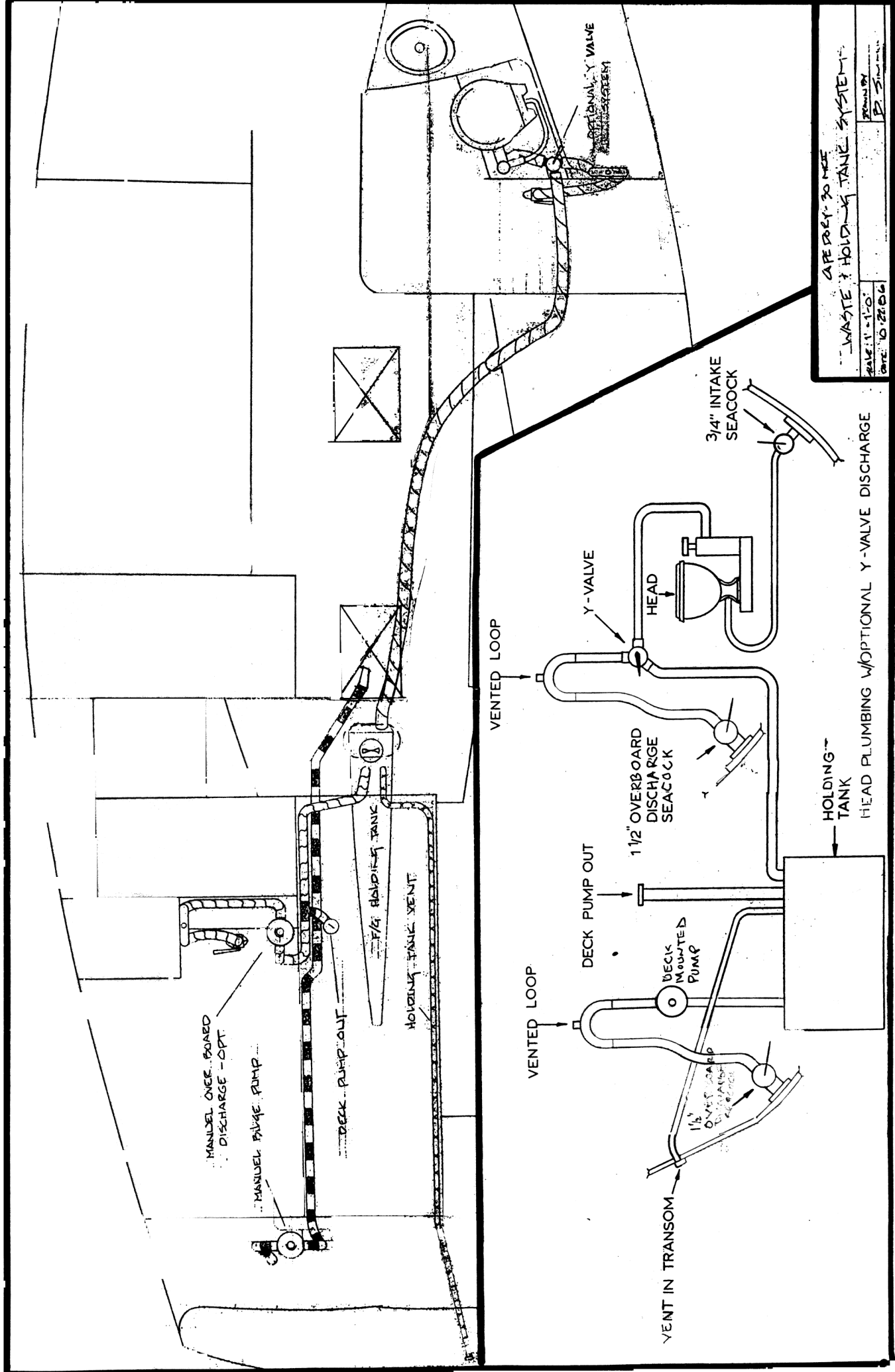




- 7/8" REINFORCED HEATER HOSE
- 5/8" " " "
- 3/4" " " "
- 1" " " "

ENGINE FUEL & COOLANT SYSTEMS

CAPE DORY 30 MARK II



WASTE HOLDING TANK SYSTEM
 SCALE: 1" = 1'-0"
 DATE: 0-23-06
 DRAWN BY: P. SHAW

MANUEL OVERBOARD DISCHARGE - OPT

MANUEL BILGE PUMP

DECK PUMP OUT

7/8" HOLDING TANK VENT

HOLDING TANK

VENTED LOOP

DECK PUMP OUT

1 1/2" OVERBOARD DISCHARGE SEACOCK

DECK MOUNTED PUMP

1 1/2" OVERBOARD DISCHARGE SEACOCK

VENT IN TRANSOM

VENTED LOOP

Y-VALVE

HEAD

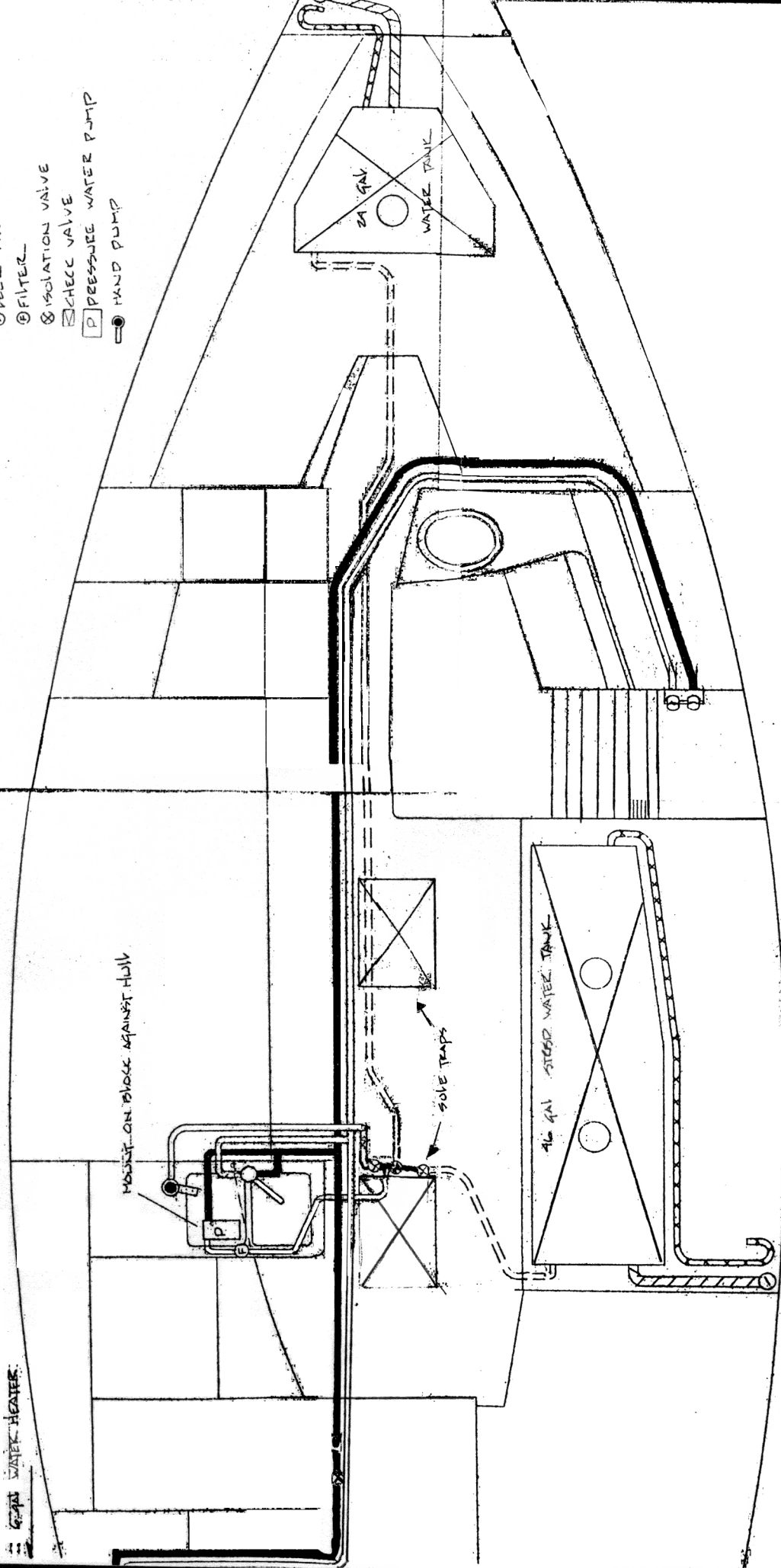
3/4" INTAKE SEACOCK

HOLDING TANK HEAD PLUMBING w/OPTIONAL Y-VALVE DISCHARGE

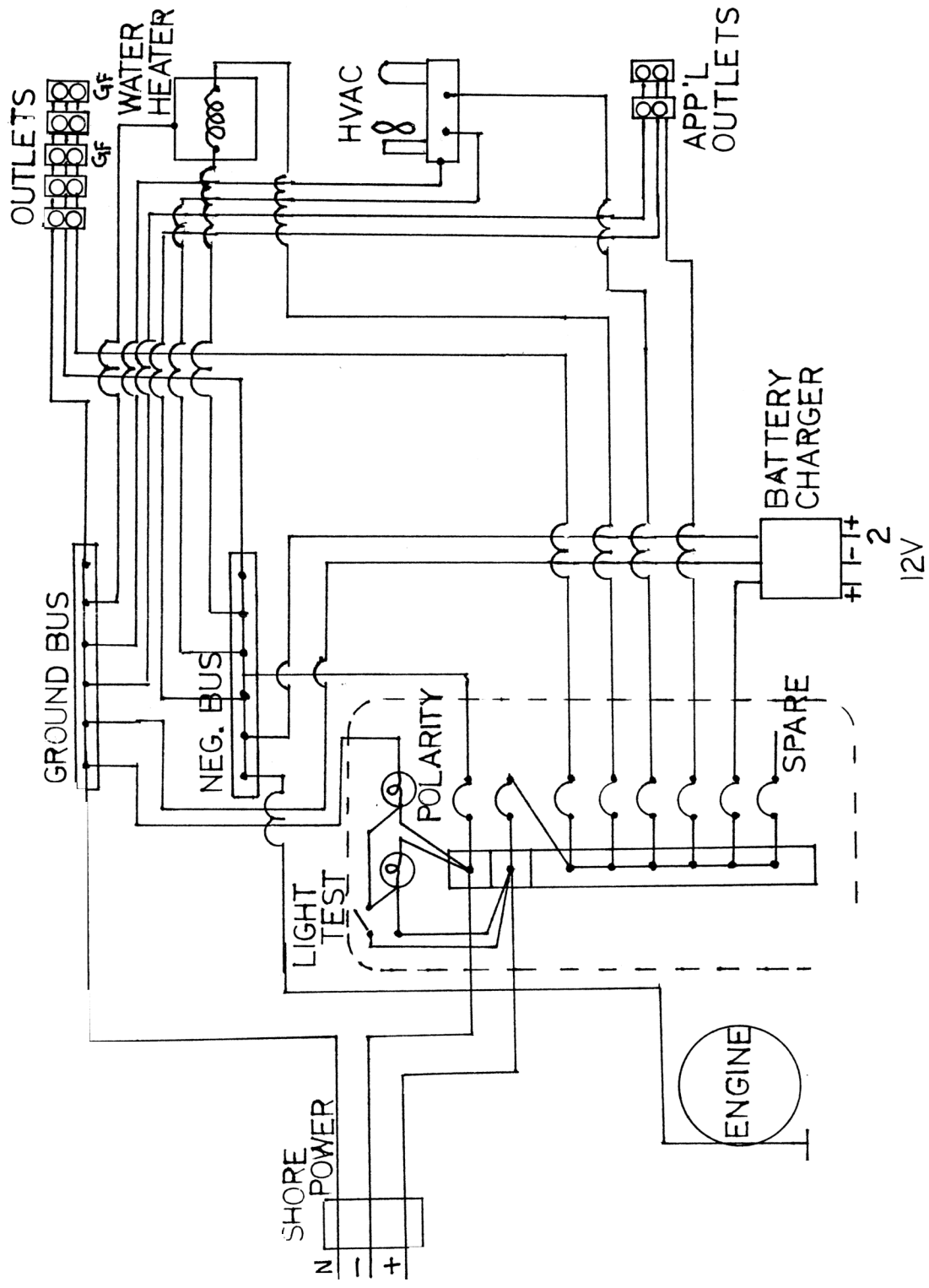
OPTIONAL Y-VALVE DISCHARGE

- GUEST TUBING - COLD
- GUEST TUBING - HOT
- 3/8" REINFORCED PVC HOSE
- 1/2" GREEN STRIPE HOSE
- 1 1/2"

- DECK FILL
- ⊙ FILTER
- ⊗ ISOLATION VALVE
- ⊠ CHECK VALVE
- Ⓟ PRESSURE WATER PUMP
- HAND PUMP



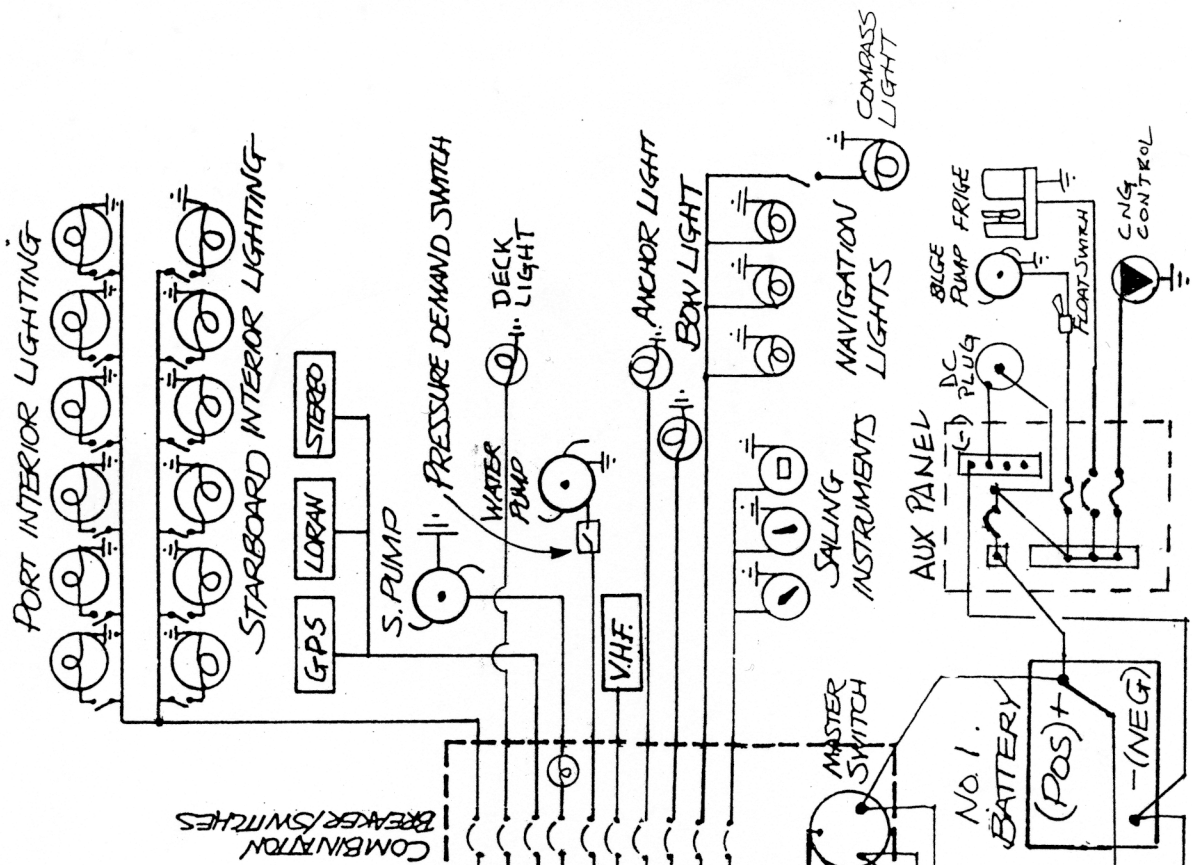
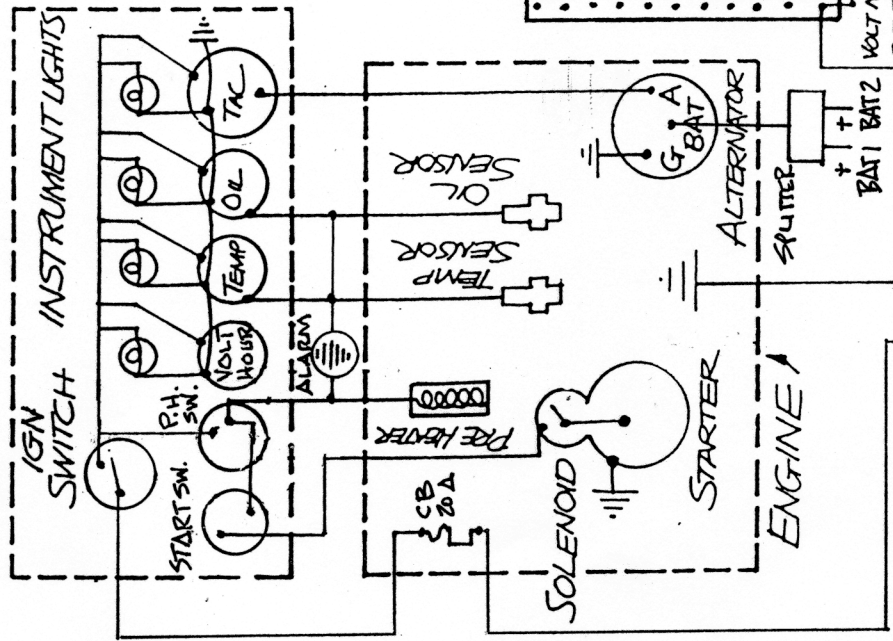
CAPE DORY 30' KEE	
PRESSURE WATER SYSTEM	
SCALE: 1"=1'-0"	PLANNED BY: P. SHAW
DATE: 10-27-86	
CAPE DORY YACHTS	
MAR 16 1988	



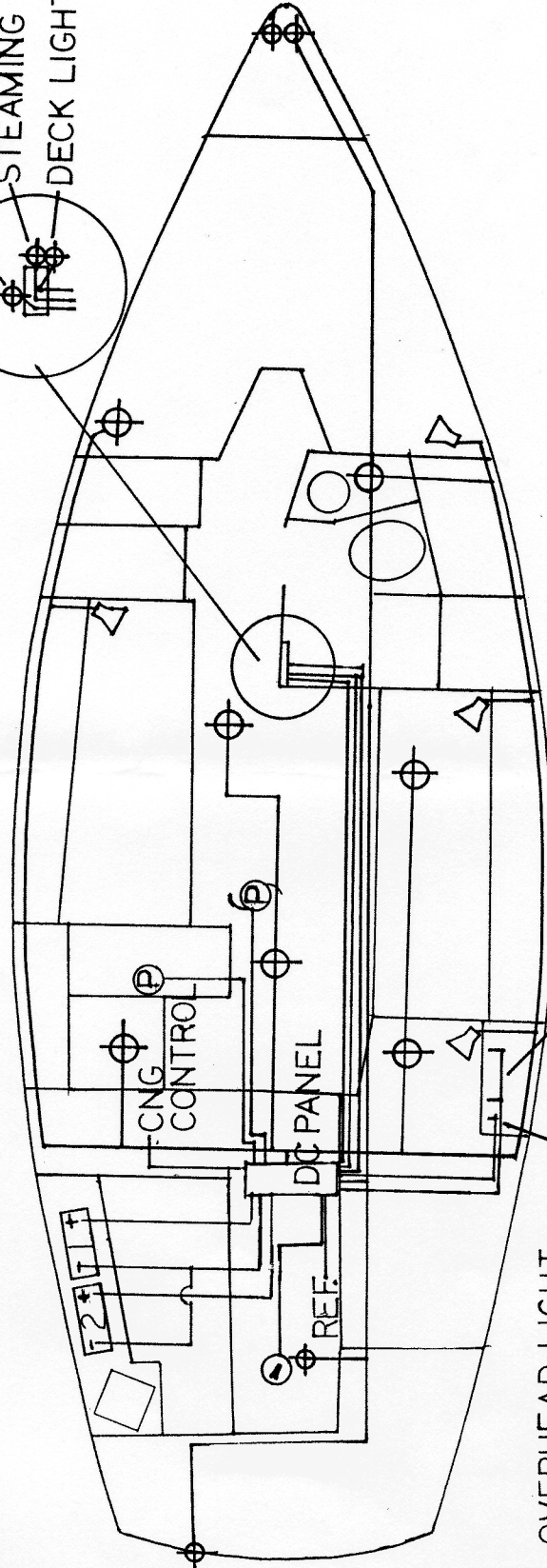
AC ELECTRICAL SCHEMATIC

CAPE DORY 30 MARK II

ENGINE INSTRUMENT CONTROL PANEL



ANCHOR LIGHT
 STEAMING LIGHT
 DECK LIGHT

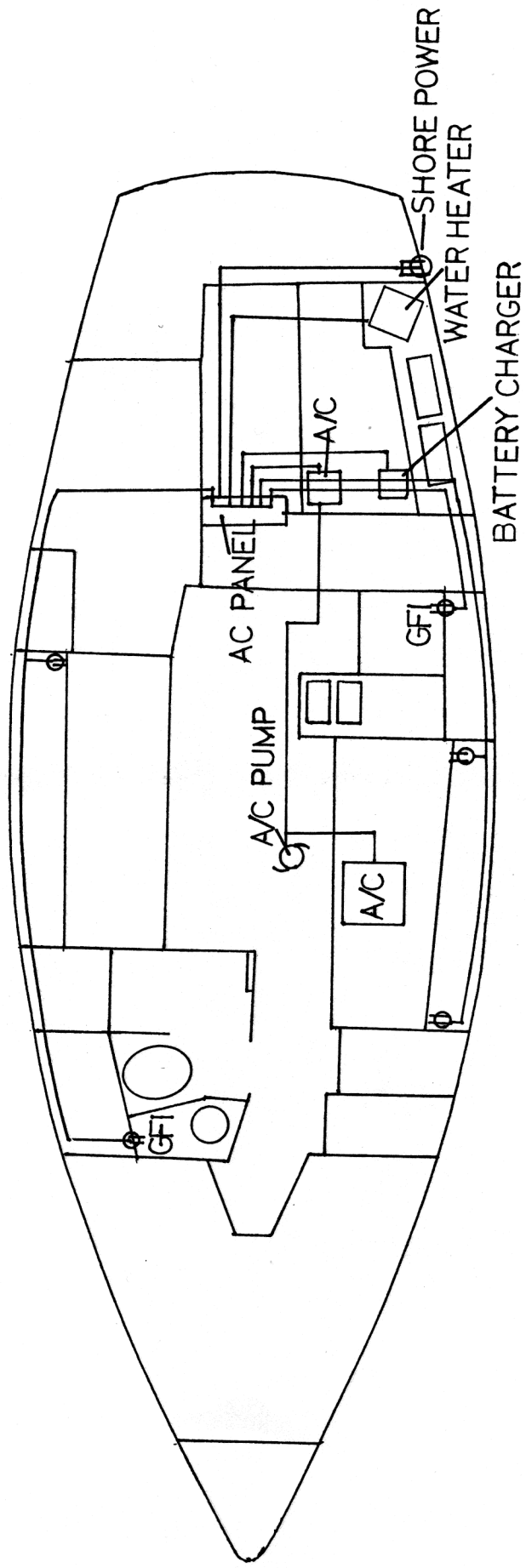


OVERHEAD LIGHT
 READING LIGHT
 INSTRUMENT
 PUMP
 BATTERY

VHF ELECTRONICS

CAPE DORY 30 MARK II

DC ELECTRICAL DISTRIBUTION



CAPE DORY 30 MARK II

AC ELECTRICAL DISTRIBUTION