


'77 PRICE LIST

JANUARY 1977

*CAPE DORY for lasting value...
craftsmanship to satisfy the
demanding yachtsman.*

GREG CLEMENT
REX MARINE CENTER, INC.
144 WATER STREET
SO. NORWALK, CONN. 06854
866-5555 212-MO 5-6055
RES. 203-227-0627.

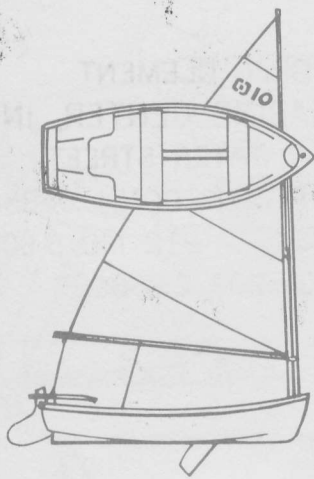


CAPE DORY YACHTS

INC.

CAPE DORY 10

L.O.A. 10' 6"
 Beam 49"
 Draft (board up) 5"
 Draft (board down) 24"
 Sail Area 68 sq. ft.



"Sail Away Price"
 Standard boat
 with sail...\$1295

An ideal tender, complete with tow ring. The 10 rows easily even when fully loaded, and her snappy striped sail makes the most of any breeze.

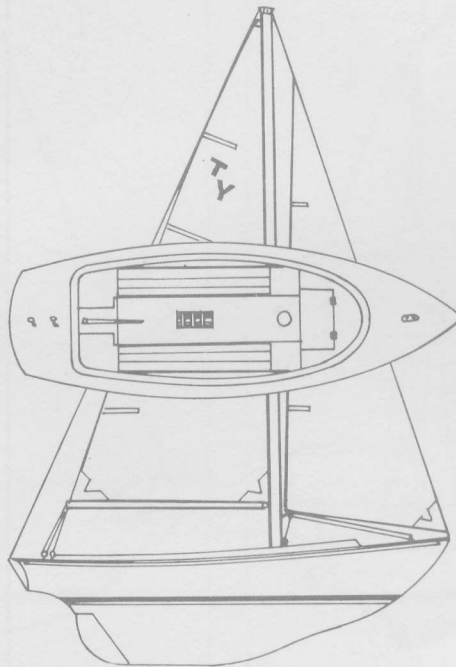
Your younger crew members will love learning to sail with the 10, too; she's easy-rigged for inexperienced hands. She's stable and predictable, with a full hull weight of 150 lbs., yet completely non-sinkable, with reserve flotation of 250 lbs.

Her rugged fiberglass construction and superb craftsmanship, enhanced by solid teak gunwales and seats, teak trim and bronze hardware, keep her virtually maintenance-free for years. She's a sound boat, and a sound value.

Everything that makes the 10 such a dandy boat is there, so all you do is sail away...to a lot of fun.

CAPE DORY 19 TYPHOON/DAYSAILER

L.O.A. 18' 6"
 L.W.L. 13' 6"
 Beam 6' 3/2"
 Draft 2' 7"
 Displacement 1800 lbs.
 Ballast 900 lbs.
 Sail Area 140 sq. ft.
 Designer Carl Alberg



"Sail Away Price"
 Standard boat, with main & jib...\$4495

Over 1300 Cape Dory Typhoon owners agree that the Typhoon is 19 feet of pure sailing pleasure...stiff, stable, nicely balanced, yet responsive.

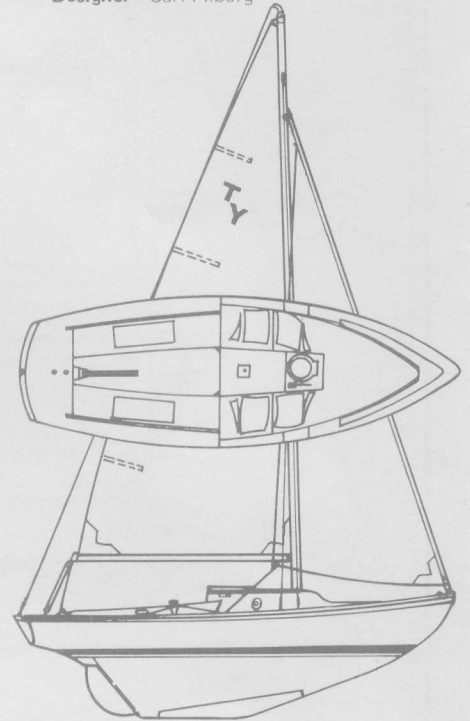
She's ideally rigged for single-handed sailing...roller reefing plus a club-footed jib...comfortable and roomy cockpit for a large crew.

From the fiberglass construction, to the unique process of bonding deck to hull, to the heavy-duty bronze stemhead castings with locking chocks...the people who build the Typhoon simply, stubbornly refuse to use anything but the best. Likewise, they feel you shouldn't have to worry about optional equipment; they make everything you need standard equipment, including spars, rigging, hardware, all teak woodwork, boot top, and bottom paint.

So when you buy a Typhoon, you get quality and value that last...right up to the day you trade her in for your next Cape Dory.

CAPE DORY 19 TYPHOON/WEEKENDER

L.O.A. 18' 6"
 L.W.L. 13' 6"
 Beam 6' 3/2"
 Draft 2' 7"
 Displacement 2000 lbs.
 Ballast 900 lbs.
 Sail Area 160 sq. ft.
 Designer Carl Alberg



"Sail Away Price"
 Standard boat, with main & jib...\$4995

The Weekender offers complete safety and predictability for shorter trips, without forgetting comfort.

Her cabin contains forward "V" berths, two quarter berths, a marine head area, plus plenty of storage space.

The Typhoon is built to the quality standard that trademarks all Cape Dory boats, right down to the generous expanse of oiled teak coamings and trim, the extra-large cleats, and the bronze fittings.

Her standard equipment includes all running and standing rigging, halyards and roller reefing, tabernacle, all hardware, genoa winches, self-bailing cockpit, teak woodwork, all cushions, non-skid deck, and bottom paint, with cradle.

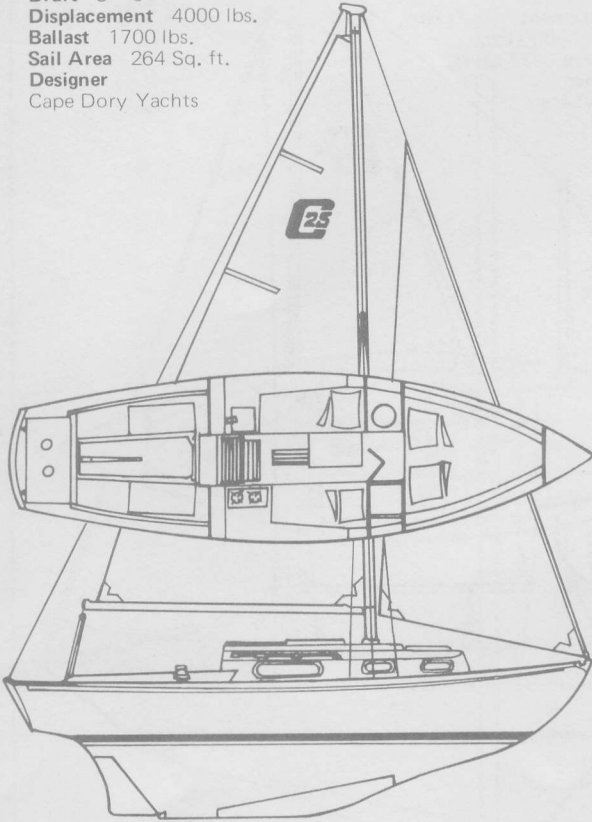
Optional Equipment

Outboard Motor Bracket	\$ 80.	[]
Sail Cover	80.	[]
Spinnaker	200.	[]
Spinnaker Gear with Pole	150.	[]
Genoa 150%	160.	[]
Genoa Gear (Sheets, Blocks & Cars)	40.	[]
Trailer - Write for Specifications and Prices		

CAPE DORY

25

L.O.A. 24' 10"
 L.W.L. 18' 0"
 Beam 7' 3"
 Draft 3' 0"
 Displacement 4000 lbs.
 Ballast 1700 lbs.
 Sail Area 264 Sq. ft.
 Designer
 Cape Dory Yachts



"Sail Away Price"

Standard boat, with main & jib...\$10,295

A rugged, beautifully-balanced mini-cruiser that's even better for '77, with a cockpit bridge deck and sea hood, increased water capacity and ballast, and more cabin conveniences. Standard equipment on the 25 includes complete electrical package, roller reefing, genoa winches, motor well, self-bailing cockpit, sink and icebox, cushions and teak trim.

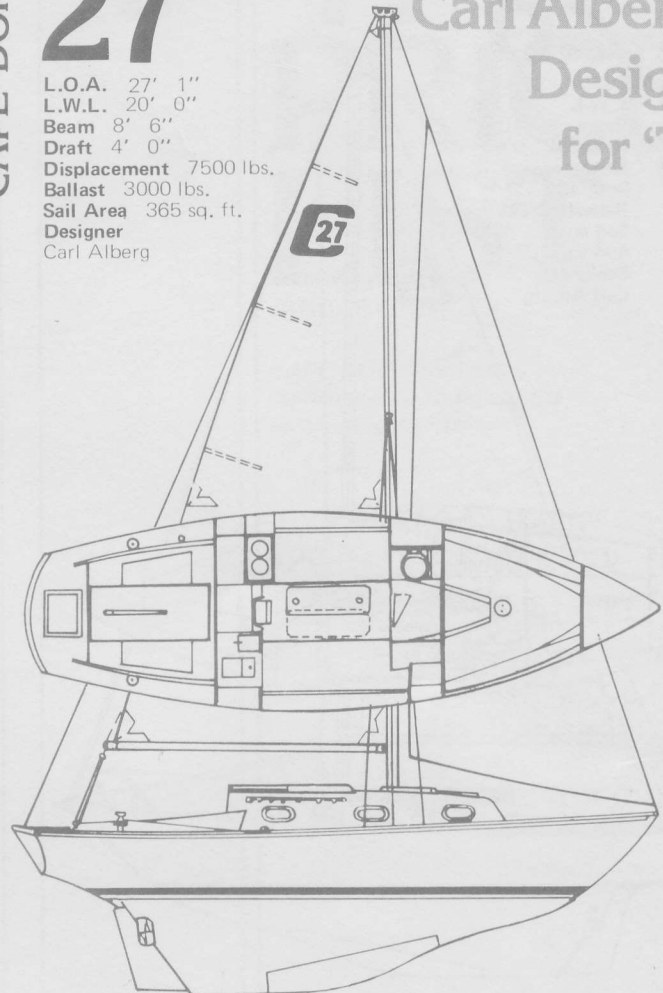
Optional Equipment

Marine Head (Recirculating Holding Tank Unit)	\$325.	[]
Certified Marine Head (Overboard Discharge)	975.	[]
Cradle	110.	[]
12 Volt Battery	75.	[]
Manual Bilge Pump	80.	[]
Electric Bilge Pump (With Automatic Switch)	145.	[]
Bow Pulpit	130.	[]
Stern Rail	150.	[]
Lifelines and Stanchions	180.	[]
Fabric Cushions	70.	[]
Sail Cover	85.	[]
Genoa 150%	235.	[]
Genoa Gear (Sheets, Blocks & Cars)	50.	[]
Roller Furling Genoa (150%)	290.	[]
Roller Furling Genoa Gear	329.	[]
Spinnaker	350.	[]
Spinnaker Gear with Pole	280.	[]
Trailer - Write for Specifications and Prices		

CAPE DORY

27

L.O.A. 27' 1"
 L.W.L. 20' 0"
 Beam 8' 6"
 Draft 4' 0"
 Displacement 7500 lbs.
 Ballast 3000 lbs.
 Sail Area 365 sq. ft.
 Designer
 Carl Alberg



New
 Carl Alberg
 Design
 for '77

"Sail Away Price"

Standard boat, with main & jib...plus diesel inboard engine...\$19,990

A full-scale cruiser, new for '77, that combines the functional elegance of a Carl Alberg design with the sailability and quality that are trademarks of Cape Dory boats. Standing headroom throughout, 6 bronze opening ports, forward opening hatch, berths for four, and a blue-sky-ventilated aft galley highlight the spacious teak-trimmed cabins. On deck, an extra-large cockpit, wide decks, and heavy-duty rigging make handling easy and safe. Standard on the 27 are all lifelines and stanchions, jiffy reefing, bronze hardware, electrical package, galley sink, pump, icebox and stove, all cushions and teak trim, diesel engine, battery, and lightning ground system, genoa winches, main and jib halyard winches. Consult the Cape Dory catalog for a complete listing:

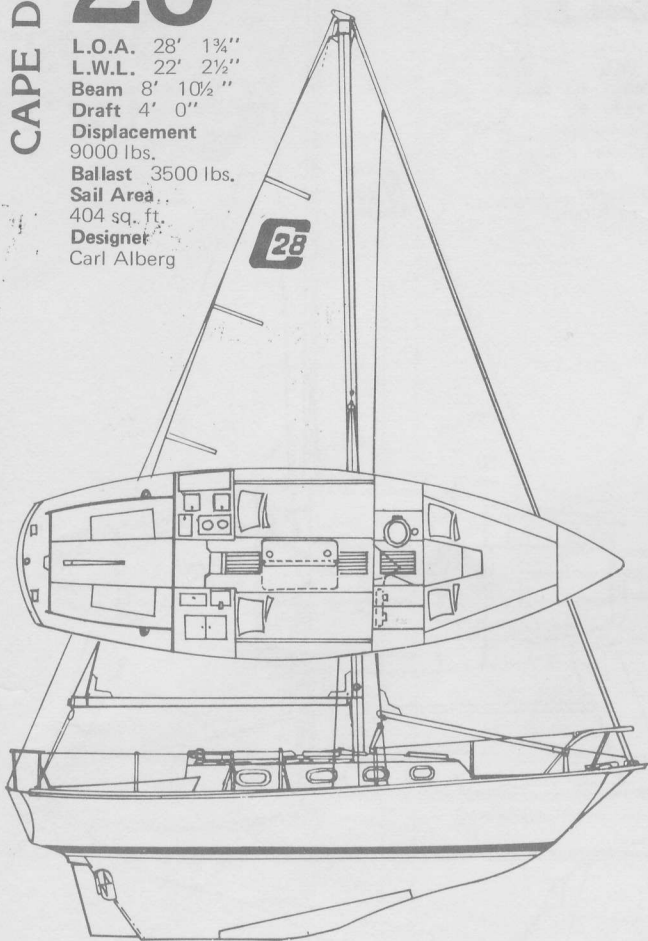
Optional Equipment

Marine Head (Recirculating Holding Tank Unit)	\$ 325.	[]
Certified Marine Head (Overboard Discharge)	1,025.	[]
Cradle	275.	[]
Genoa 150%	375.	[]
Genoa Gear (Sheets, Blocks & Cars)	90.	[]
Sail Cover	98.	[]
Plaid Cushions	20.	[]
Rug	75.	[]
Curtains	85.	[]

CAPE DORY

28

L.O.A. 28' 1 1/4"
 L.W.L. 22' 2 1/2"
 Beam 8' 10 1/2"
 Draft 4' 0"
 Displacement 9000 lbs.
 Ballast 3500 lbs.
 Sail Area 404 sq. ft.
 Designer Carl Alberg



"Sail Away Price"
 Standard boat, with main & jib...plus
 diesel inboard engine...\$23,490

A cruising auxiliary that's eminently seaworthy, outstandingly safe, yet surprisingly fast and agile. Easily single-handed with a self-tending jib boom and jiffy reefing, yet suited for long-range cruising with her inboard diesel. The 28 has comfortable accommodations for five, and a truly workable galley.

Equipment includes mainsail, jib, and jib boom, main and jib winches, jiffy reefing, bowsprit with bob stay, sea hood, bottom paint, lifelines and stanchions, stern rail, all teak rails, all cushions, sink and stove, galley pump, bilge pump, lightning ground system, 12-volt battery and switch, 8 bronze opening ports...plus many other features that make the 28 a super cruising boat.

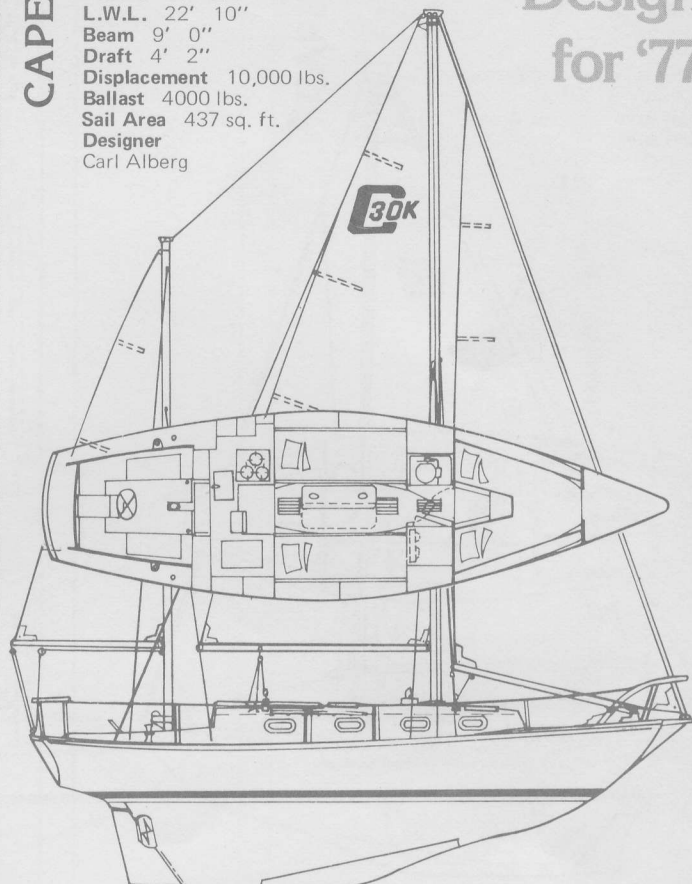
Optional Equipment

Marine Head (Recirculating Holding Tank Unit)	\$ 325.	[]
Certified Marine Head (Overboard Discharge)	1,025.	[]
Cradle	275.	[]
Genoa 150%	395.	[]
Genoa Winches and Handle	295.	[]
Genoa Winch Bases and Cleats	160.	[]
Genoa Gear (Sheets, Blocks & Cars)	90.	[]
Mainsail Cover	98.	[]
Jib Sail Cover	75.	[]
Plaid Cushions	20.	[]
Rug	80.	[]
Curtains	110.	[]
Cockpit Cushions	85.	[]
Wheel Steering Available		

CAPE DORY

30

L.O.A. 30' 2 1/2"
 L.W.L. 22' 10"
 Beam 9' 0"
 Draft 4' 2"
 Displacement 10,000 lbs.
 Ballast 4000 lbs.
 Sail Area 437 sq. ft.
 Designer Carl Alberg



New
 Carl Alberg
 Design
 for '77

"Sail Away Price"
 Standard boat, with main, jib & mizzen...plus
 diesel inboard engine...\$29,990

A truly admirable ketch whose seaworthiness and performance live up to her stunning appearance. The expansive luxurious cabins finished with oiled teak offer accommodations for 5, 8 opening bronze ports, private head area, complete and well-ventilated galley, and two independent fresh-water systems with a total 54 gallon capacity.

On deck, a wheel steering system and helmsman's seat highlight the roomy cockpit; the rugged diesel auxiliary and easy-handling ketch rigging lend complete confidence in all conditions. The 30 carries just about every piece of equipment a sailor could want...and it's all standard. Sails, winches, bowsprit, sea hood, lifelines, teak inside and out, cushions, 2 opening hatches, 1 Dorade vent plus many other cruising accessories.

Soon to be available: sloop and cutter models.

Optional Equipment

Marine Head (Recirculating Holding Tank Unit)	\$ 325.	[]
Certified Marine Head (Overboard Discharge)	1,025.	[]
Cradle	275.	[]
Genoa 150%	395.	[]
Genoa Winches and Handle	295.	[]
Genoa Winch Bases and Cleats	160.	[]
Genoa Gear (Sheets, Blocks & Cars)	90.	[]
Mainsail Cover	98.	[]
Jib Sail Cover	75.	[]
Mizzen Sail Cover	75.	[]
Plaid Cushions	20.	[]
Curtains	110.	[]

All prices and specifications are subject to change without notice. Prices F.O.B. manufacturing plant.